

## Purpose:

This Knowledge Base Item is designed to provide HealthEMS customer IT departments with instructions on how to import ECG data into the HealthEMS ePCR from a monitor/defibrillator.

ECG data can be associated with ePCR data that is captured using the HealthEMS MobileTouch application. A specific HealthEMS configuration must be enabled by the Solution Center for this functionality to be available. There are multiple ECG data transfer methods and software configurations which are dependent on device capabilities. For assistance installing and configuring the interface software, please contact the Solution Center at 218-625-7000 or start a ticket by logging into HealthEMS Manager and clicking on the Ticket icon.

**IMPORTANT NOTICE:** The files provided to HealthEMS customers are for transferring ECG data from the monitor/defibrillator device and importing the ECG data into the HealthEMS Mobile ePCR records. These files are not intended for use by Hospital XchangER customers.

## HealthEMS MobileTouch






Online/offline mobile application with ECG data import compatibility

Mobile app	Setup	O/S	Software	ECG Software
MobileTouch <a href="#">Instructions</a>	MobileTouch Local	Windows 10+	<a href="#">.NET 4.6.1</a> <a href="#">Visual C++</a> <a href="#">LIFEPAK Bluetooth Connection Utility</a> <a href="#">LIFEPAK 10.1 SDK</a>	LIFENET System ZOLL Online
	<i>MobileTouch Local*</i>	<i>Android 11*</i>		<i>LIFENET System*</i> <i>ZOLL Online*</i>
	Web Browser	Windows 10+	Chrome Edge	LIFENET System ZOLL Online
		iOS 11+ iPadOS 13+	Chrome Safari	LIFENET System ZOLL Online

\* Not Supported

Current configurations are supported with the following defibrillator hardware:

## ECG Defibrillator Hardware

Monitor		
<a href="#">LIFEPAK 12 or 15</a> 	<a href="#">HeartStart MRx **</a> 	<a href="#">X Series for EMS</a> 
AED		
<a href="#">LIFEPAK 1000</a> 	<a href="#">LIFEPAK CR2</a> 	

\*\* MRx end-of-life December 2022